

**Mobile Counter 1
Garrison at Lineberger**

**Mobile Counter 2
Garrison at Chestnut**

Day of week	Date	Weather	Count	Direction	Count	Direction
Tuesday	6/16/2015	sunny	59	42e,17w	3	3e,0w
Wednesday	6/17/2015	sunny	48	33e,15w	9	5e,4w
Thursday	6/18/2015	afternoon thunderstorm	35	26e,9w	1	1e,0w
Friday	6/19/2015	sunny	32	19e,13w	3	2e,1w
Saturday	6/20/2015	sunny	52	40e,12w	7	5e,2w
Sunday	6/21/2015	sunny	38	28e,10w	5	3e,2w
Monday	6/22/2015	thunderstorms	25	23e,2w	2	1e,1w
Tuesday	6/23/2015	sunny	35	33e,2w	10	8e,2w
Wednesday	6/24/2015	rain	30	25e,5w	5	5e,0w
Thursday	6/25/2015	sunny	40	29e,11w	6	3e,3w
Friday	6/26/2015	scattered T storms	30	19e,11w	7	6e,1w
Saturday	6/27/2015	rain	26	17e,9w	2	1e,1w
Sunday	6/28/2015	sunny	60	33e,27w	2	1e,1w
Monday	6/29/2015	sunny	59	35e,24w	4	4e,0w
Tuesday	6/30/2015	sunny	43	28e,15w	0	0e,0w
TOTAL			612		66	
Average			41		4	
Peak Times			12-2 PM Weekend,7-10am Weekday		11-3pm Weekday, 2-5pm Weekend	

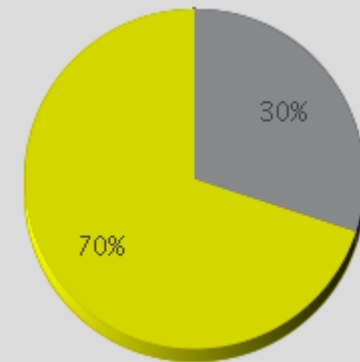


Key Figures

- Total Traffic for the Period Analyzed: 612
- Daily Average : 41
- Busiest Day of the Week : Sunday
- Busiest Days of the Period Analyzed:
 1. Sunday 28 June 2015 (60)
 2. Tuesday 16 June 2015 (59)
 3. Monday 29 June 2015 (59)
- Distribution by Direction:

■ Mobile1_Eastbound: 70%

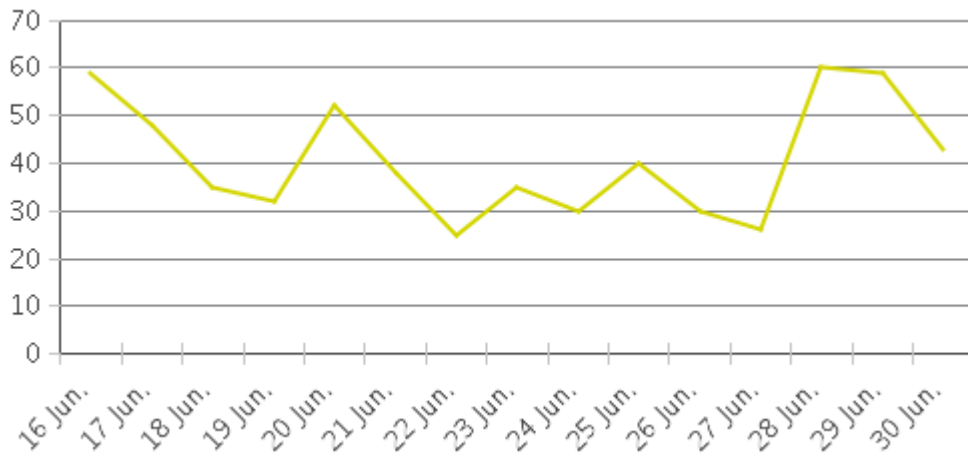
■ Mobile1_Westbound : 30%



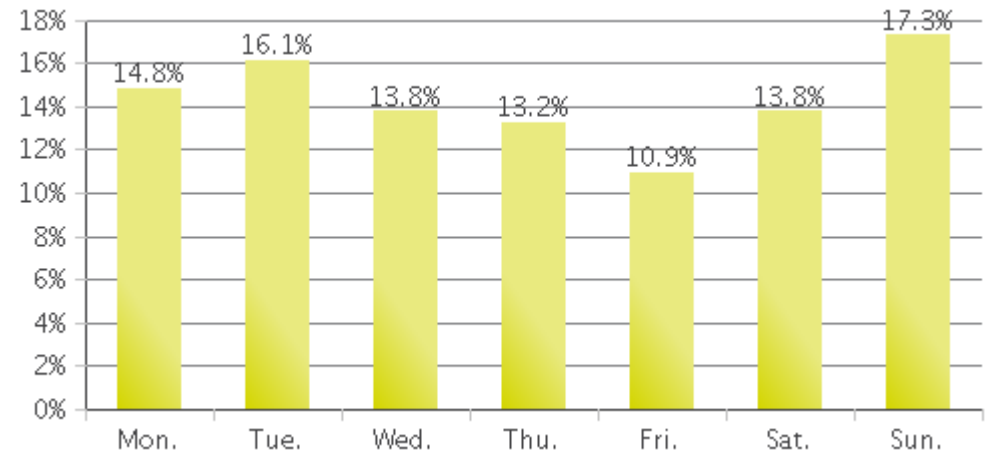
Garrison at Lineberger Park

Period Analyzed: Tuesday 16 June 2015 to Tuesday 30 June 2015

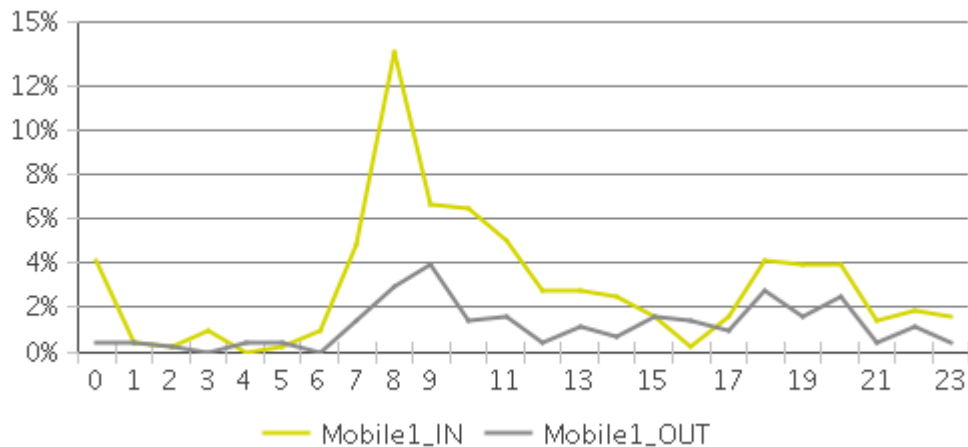
Daily Data



Weekly Profile



Hourly Profile during Weekdays



Hourly Profile during the Weekend

