

Day of week	Date	Weather	Mobile Counter Location Wesleyan Top of Hill near Roundabout			Mobile Counter Location Main Street across from Restaurant		
			Total Count	Direction		Total Count	Direction	
				South (toward Wilkinson)	North (towards downtown)		East (down the hill)	West (up the hill towards Y)
Tuesday	12/1/2015	Cool Rainy	191	92	99	438	319	119
Wednesday	12/2/2015	Cool Rainy	411	206	205	110	73	37
Thursday	12/3/2015	Cool Clear	557	257	300	169	166	3
Friday	12/4/2015	Cool Clear	1211	573	638	380	354	26
Saturday	12/5/2015	Cool Clear	2819	1516	1303	1092	979	113
Sunday	12/6/2015	Cool Clear	1800	874	926	653	547	106
Monday	12/7/2015	Cool Clear	854	333	521	223	222	1
Tuesday	12/8/2015	Cool Clear	809	365	444	416	379	37
Wednesday	12/9/2015	Warm Partly Cloudy	973	441	532	358	323	35
Thursday	12/10/2015	Warm Mostly Clear	967	386	581	468	408	60
Friday	12/11/2015	Warm Clear	2064	943	1121	969	868	101
Saturday	12/12/2015	Warm Partly Cloudy	4504	2731	1773	2375	1758	617
Sunday	12/13/2015	Warm Clear	3043	1563	1480	1019	856	163
Monday	12/14/2015	Warm Some Rain	575	216	359	175	124	51
Tuesday	12/15/2015	Warm Clear	1352	559	793	561	330	231
Wednesday	12/16/2015	Warm Some Rain	1436	616	820	563	413	150
Thursday	12/17/2015	Cool Rain	482	192	290	170	59	111
Friday	12/18/2015	Cool Cloudy	1536	669	867	974	821	153
Saturday	12/19/2015	Cool Clear	2878	1408	1470	1231	1109	122
Sunday	12/20/2015	Cool Clear	2960	1606	1354	1201	1086	115
Monday	12/21/2015	Cool Some Clouds	2806	1358	1448	1194	806	388
Tuesday	12/22/2015	Cool Some Rain	1726	743	983	611	209	402
Wednesday	12/23/2015	Warm Some Rain	510	241	269	149	50	99
Thursday	12/24/2015	Warm Some Rain	2043	918	1125	784	327	457
Friday	12/25/2015	Warm Some Rain	2741	1306	1435	642	435	207
Saturday	12/26/2015	Warm Clouds	3230	1461	1769	1022	528	494
Sunday	12/27/2015	Warm Rain	57	20	37	8	2	6
Monday	12/28/2015	Warm Rain	19	5	14	17	4	13
Tuesday	12/29/2015	Warm Rain	209	127	82	86	41	45
TOTAL			44763	21725	23038	18058	13596	4462
AVERAGE			1544	749	794	623	469	154
PEAK HOUR			8:00 PM			8:00 PM		

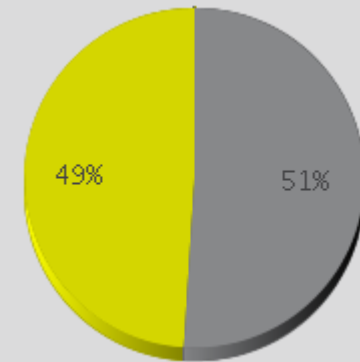




Key Figures

- Total Traffic for the Period Analyzed: 44,853
- Daily Average : 1,544
- Busiest Day of the Week : Saturday
- Busiest Days of the Period Analyzed:
 1. Saturday December 12, 2015 (4,504)
 2. Saturday December 26, 2015 (3,230)
 3. Sunday December 13, 2015 (3,043)
- Distribution by Direction:

- South (Toward Wilkinson) : 49%
- North (Towards Downtown) : 51%



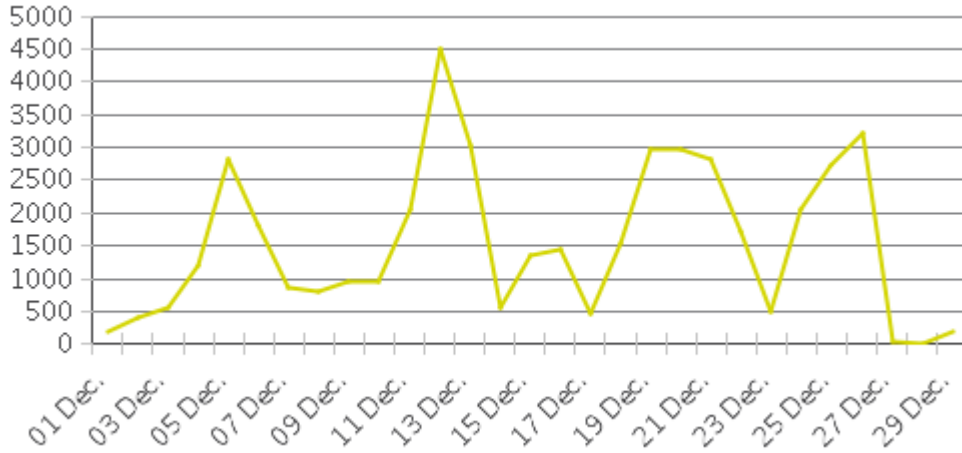


Wesleyan Drive near Roundabout

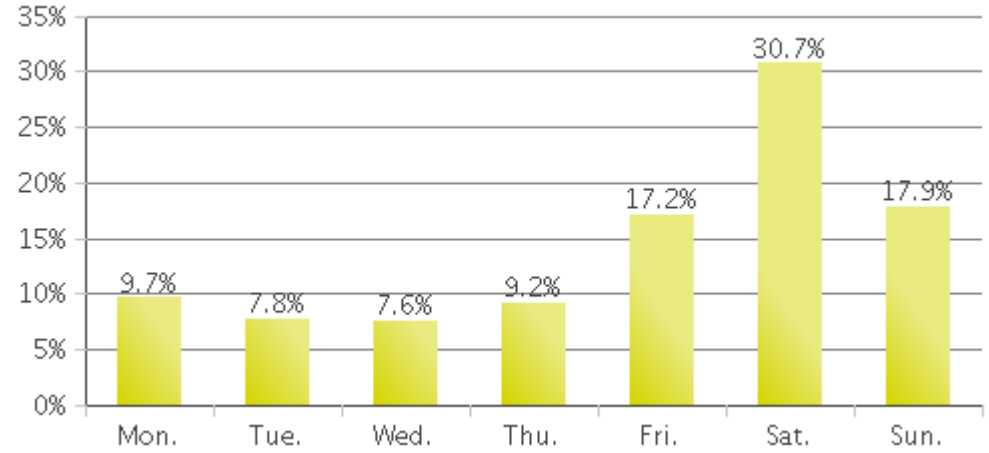
Period Analyzed: Tuesday, December 01, 2015 to Tuesday, December 29, 2015



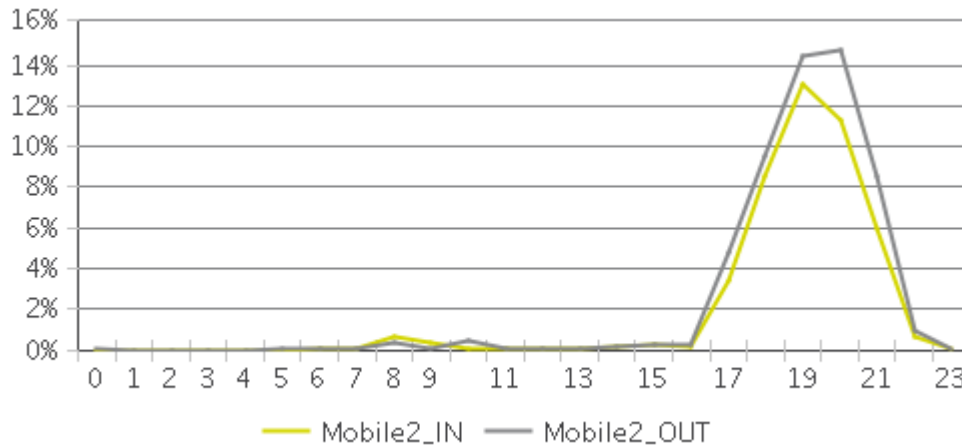
Daily Data



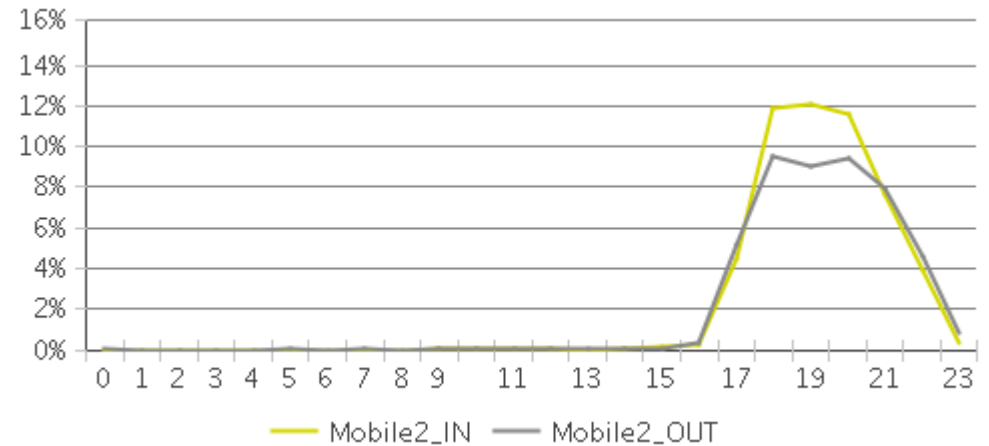
Weekly Profile



Hourly Profile during Weekdays



Hourly Profile during the Weekend



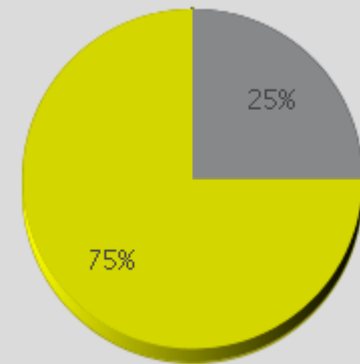


Key Figures

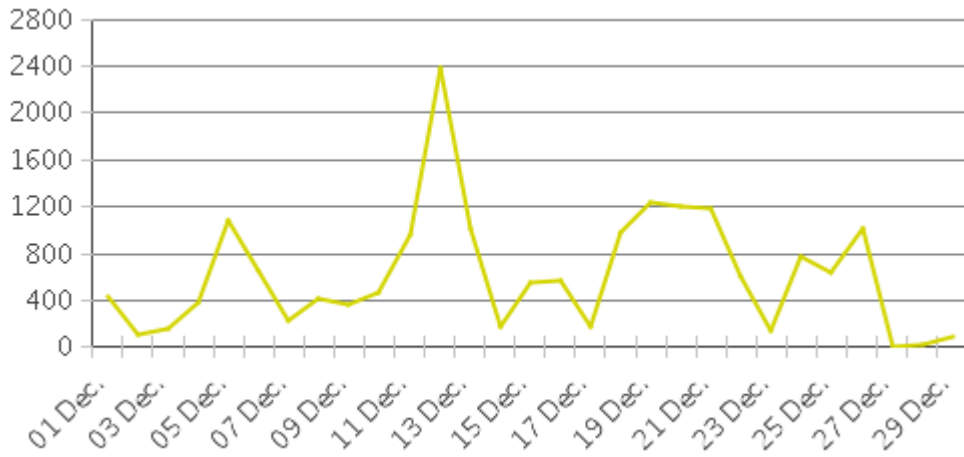
- Total Traffic for the Period Analyzed: 18,058
- Daily Average : 623
- Busiest Day of the Week : Saturday
- Busiest Days of the Period Analyzed:
 1. Saturday December 12, 2015 (2,375)
 2. Saturday December 19, 2015 (1,231)
 3. Sunday December 20, 2015 (1,201)
- Distribution by Direction:

■ East (down the hill) 75%

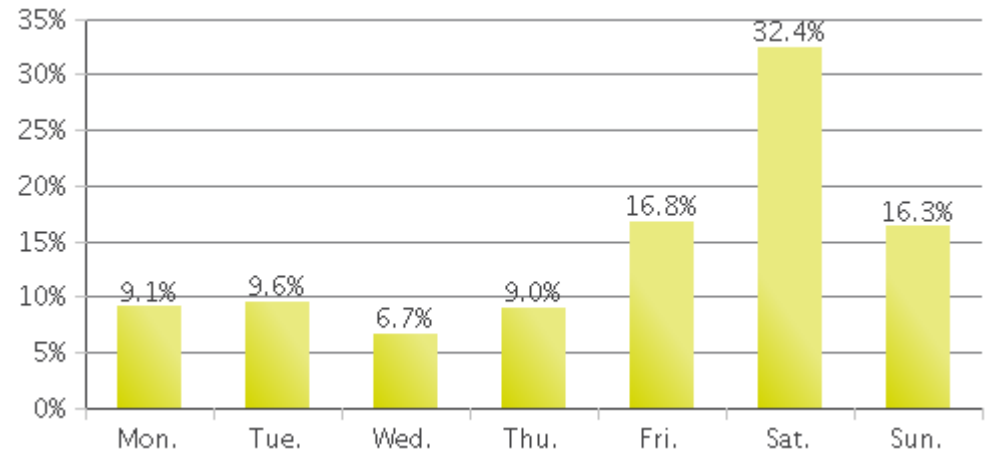
■ West (uphill towards YMCA) : 25%



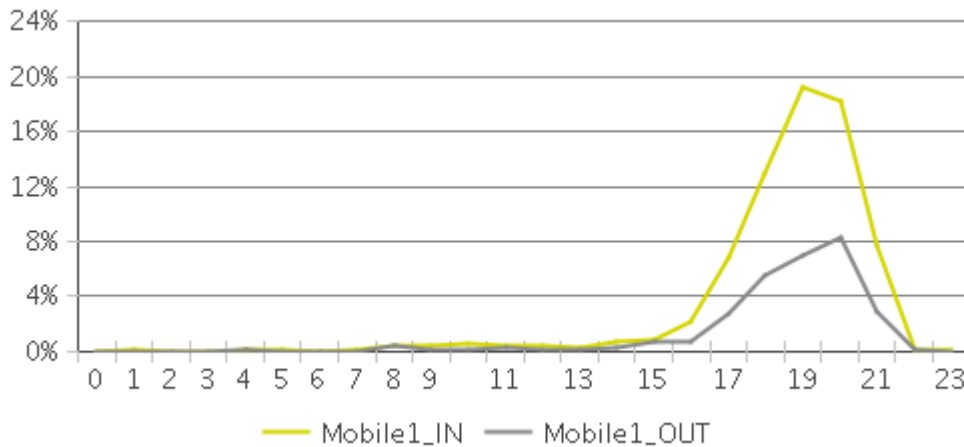
Daily Data



Weekly Profile



Hourly Profile during Weekdays



Hourly Profile during the Weekend

