

Day of week	Date	Weather	Mobile 2-995 Along NC 7 Main Street Count	Mobile 1- 996 Corner of Wesleyan and Main Count
Friday	11/21/2014	Cool and clear	12	80
Saturday	11/22/2014	cool and clear	113	216
Sunday	11/23/2014	cool and rainy	0	1
Monday	11/24/2014	warm and cloudy	9	81
Tuesday	11/25/2014	cool and rainy	15	131
Wednesday	11/26/2014	cool and rainy	19	125
Thursday	11/27/2014	Cool and clear	2	12
Friday	11/28/2014	cool and clear	137	9
Saturday	11/29/2014	cool and clear	242	1146
Sunday	11/30/2014	warm and partly cloudy	25	32
Monday	12/1/2014	warm and clear	522	1562
Tuesday	12/2/2014	cool and cloudy	77	394
Wednesday	12/3/2014	warm and cloudy	136	662
Thursday	12/4/2014	cool and cloudy	149	599
Friday	12/5/2014	cool and damp	391	1342
Saturday	12/6/2014	cool and damp	534	1890
Sunday	12/7/2014	cool and partly cloudy	388	1709
Monday	12/8/2014	cold and rainy	22	177
Tuesday	12/9/2014	cool and cloudy	132	817
Wednesday	12/10/2014	cool and clear	97	721
Thursday	12/11/2014	cool and clear	190	814
Friday	12/12/2014	Cool and clear	520	2207
Saturday	12/13/2014	warm and clear	1381	4779
Sunday	12/14/2014	cool and clear	701	3041
Monday	12/15/2014	cool and clear	307	1592
Tuesday	12/16/2014	cool and rainy	169	1130
Wednesday	12/17/2014	cool and clear	325	1231
Thursday	12/18/2014	cool and partly cloudy	351	1741
Friday	12/19/2014	cool and clear	884	3187
Saturday	12/20/2014	cold and damp	921	3538
Sunday	12/21/2014	cool and cloudy	810	3392
Monday	12/22/2014	cold and damp	163	1011
Tuesday	12/23/2014	cold and damp	43	320
Wednesday	12/24/2014	cool and rainy	115	649
Thursday	12/25/2014	cool and clear	741	3359
Friday	12/26/2014	cool and clear	591	2404
Saturday	12/27/2014	cool and clear	13	20
Sunday	12/28/2014	cool and rainy	9	15
Monday	12/29/2014	cool and rainy	5	65
Tuesday	12/30/2014	cool and rainy	1	70
Wednesday	12/31/2015	cool and partly cloudy	29	91
Thursday	1/1/2015	cool and damp	13	9
AVERAGE During Lights			410	1703
AVERAGE No Lights			40	131
TOTAL			11304	46371

PEAK Two Hours of Use

6PM to 8PM

6PM to 8PM





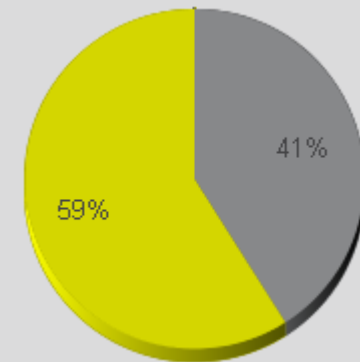
Key Figures

- Total Traffic for the Period Analyzed: 11,304
- Daily Average : 269
- Busiest Day of the Week : Saturday
- Busiest Days of the Period Analyzed:
 1. Saturday, December 13, 2014 (1,381)
 2. Saturday, December 20, 2014 (921)
 3. Friday, December 19, 2014 (884)

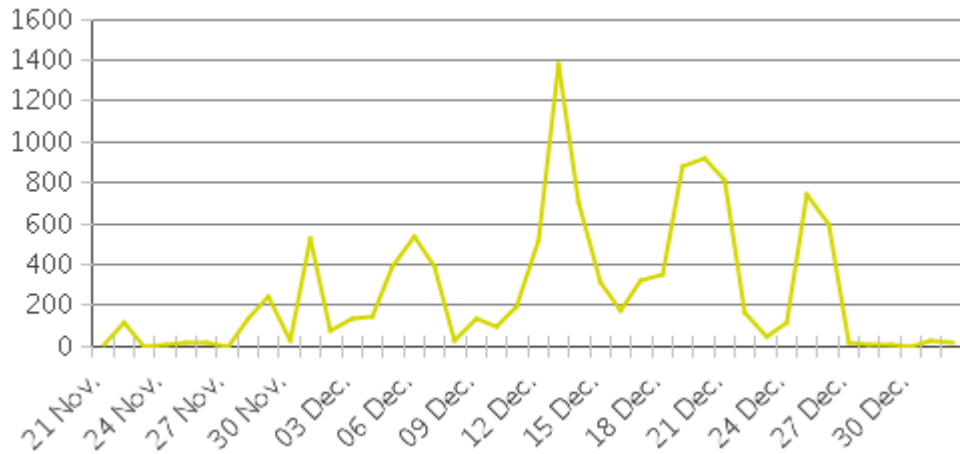
• Distribution by Direction:

■ Mobile2_IN : 59%

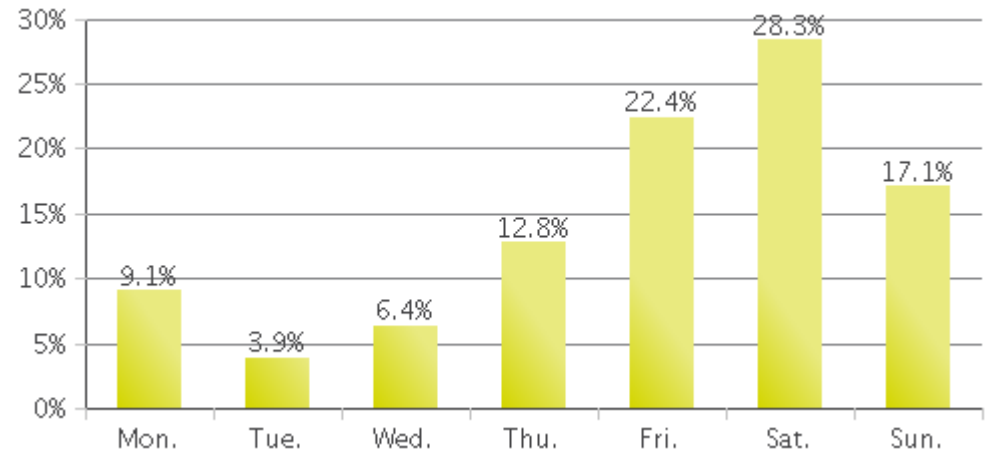
■ Mobile2_OUT : 41%



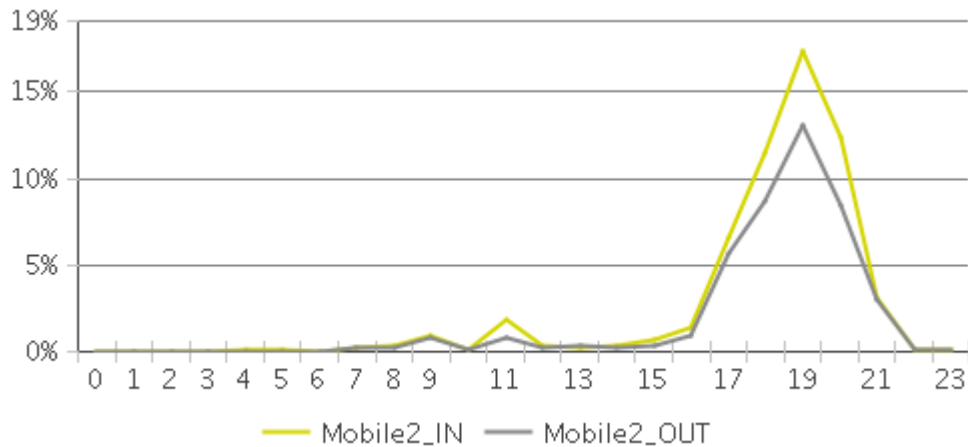
Daily Data



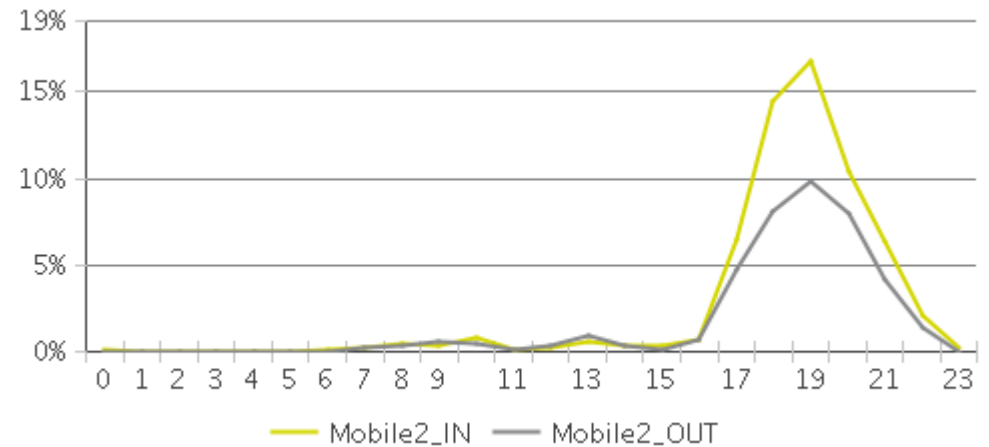
Weekly Profile



Hourly Profile during Weekdays



Hourly Profile during the Weekend



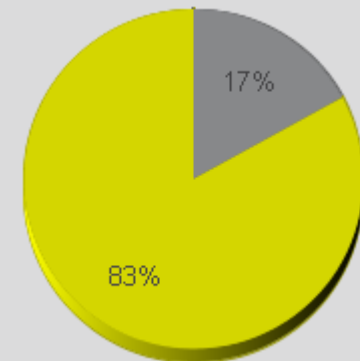


Key Figures

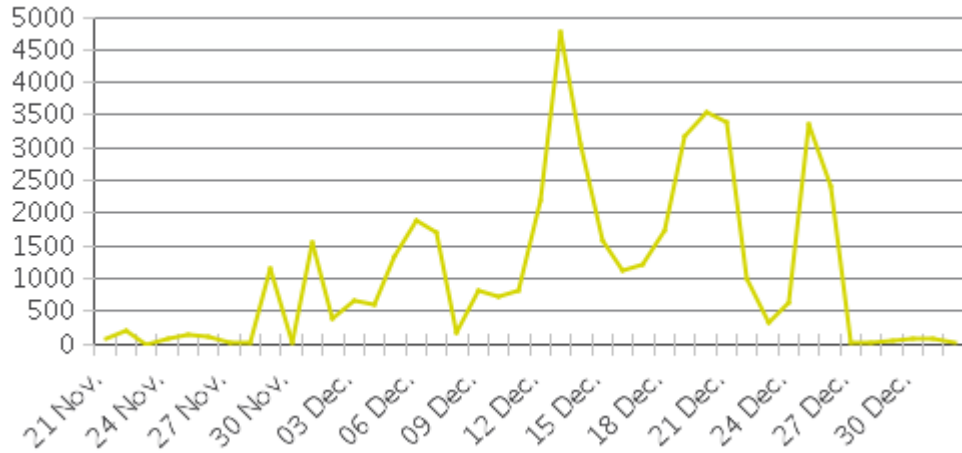
- Total Traffic for the Period Analyzed: 46,371
- Daily Average : 1,104
- Busiest Day of the Week : Saturday
- Busiest Days of the Period Analyzed:
 1. Saturday, December 13, 2014 (4,779)
 2. Saturday, December 20, 2014 (3,538)
 3. Sunday, December 21, 2014 (3,392)
- Distribution by Direction:

Mobile1_IN : 83%

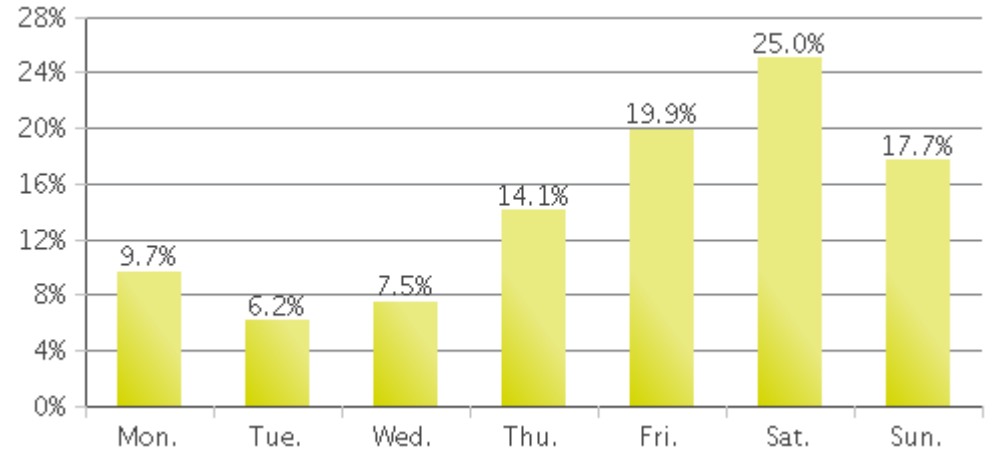
Mobile1_OUT : 17%



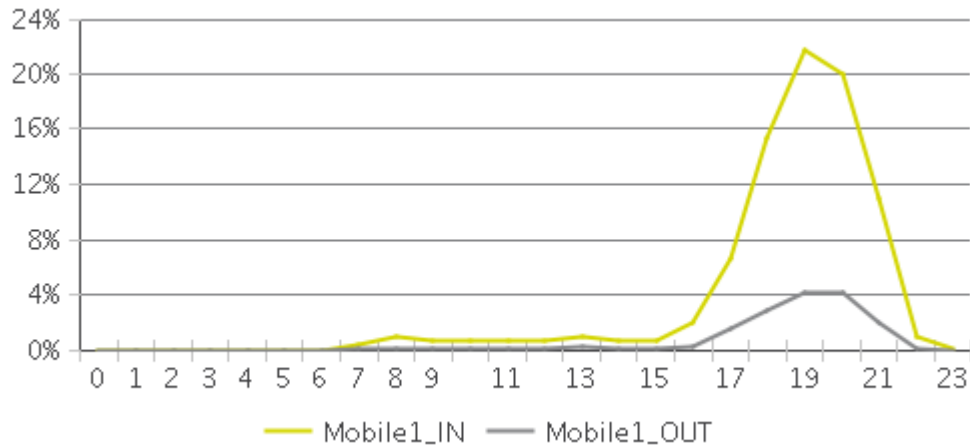
Daily Data



Weekly Profile



Hourly Profile during Weekdays



Hourly Profile during the Weekend

