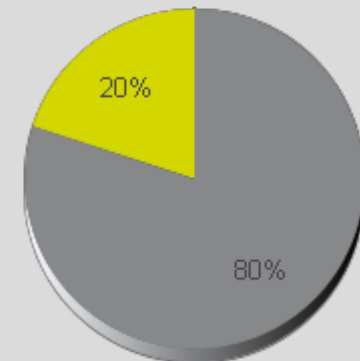


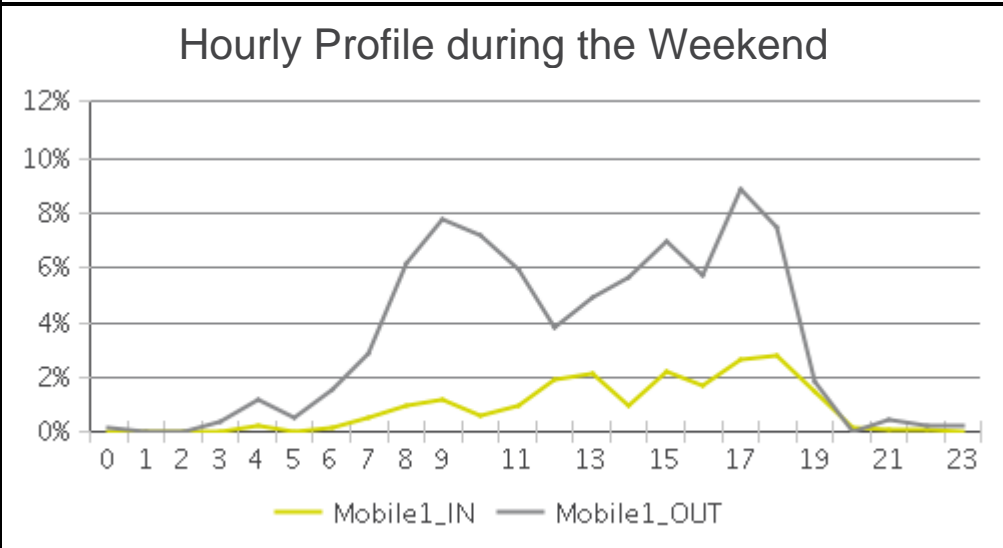
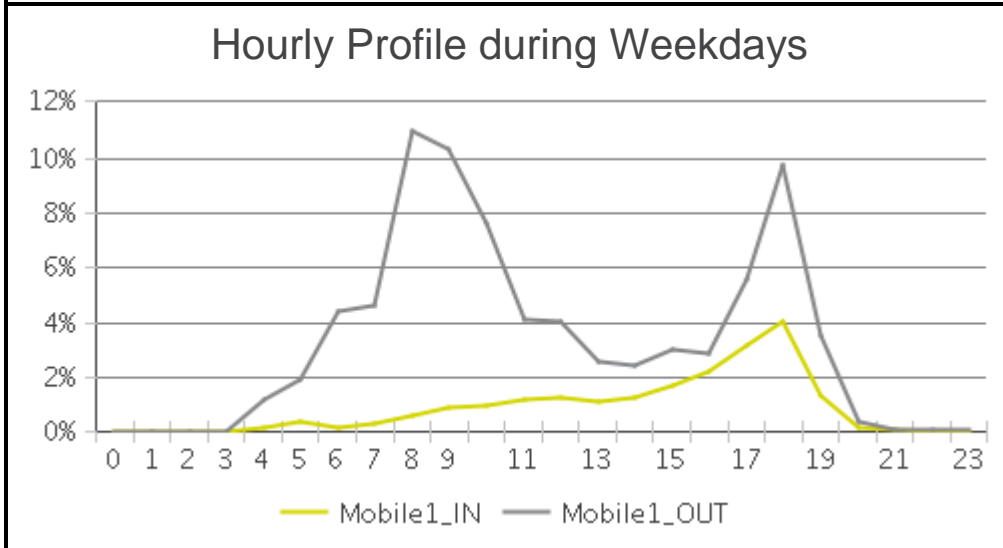
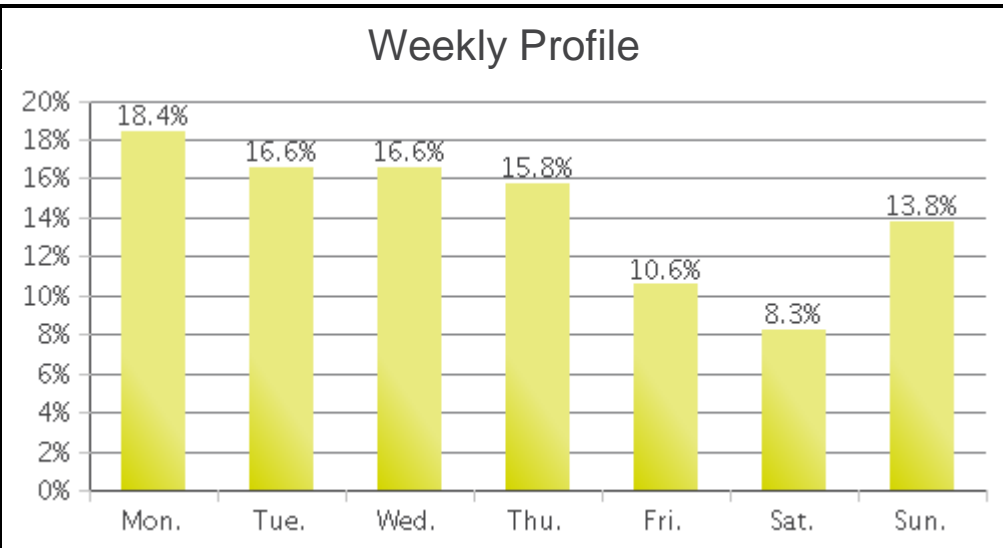
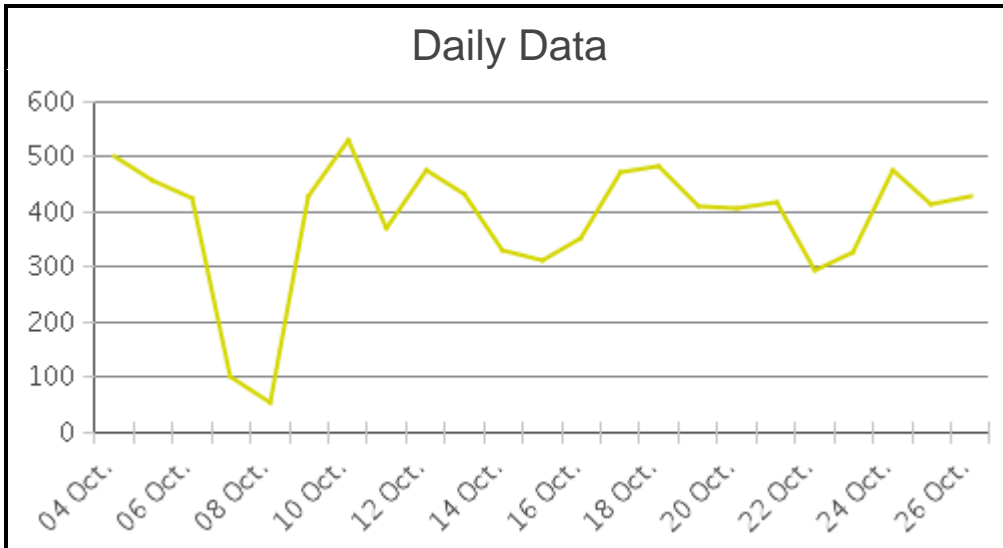


## Key Figures

- Total Traffic for the Period Analyzed: 8,882
- Daily Average: 386  
  - Weekdays: 419 / Weekend days: 294
- Busiest Day of the Week: Monday
- Busiest Days of the Period Analyzed:
  1. Monday, October 10, 2016 (529)
  2. Tuesday, October 04, 2016 (502)
  3. Tuesday, October 18, 2016 (483)
- Distribution by Direction:

- North (IN): 20%
- South (OUT): 80%





**Mobile Counter 1 - 996**  
**Martha Rivers Park - Trail around Baseball Fields**

Day of week	Date	Weather	Count	Direction	
				West	East
Tuesday	10/4/16	Warm and Sunny	502	60	442
Wednesday	10/5/16	Warm and Cloudy	457	67	390
Thursday	10/6/16	Warm and Fair	425	75	350
Friday	10/7/16	Warm and Cloudy	102	29	73
Saturday	10/8/16	Warm and Rain Showers	55	14	41
Sunday	10/9/16	Warm and Sunny	428	81	347
Monday	10/10/16	Warm and Sunny	529	101	428
Tuesday	10/11/16	Warm and Sunny	369	66	303
Wednesday	10/12/16	Warm and Sunny	475	75	400
Thursday	10/13/16	Warm and Sunny	432	92	340
Friday	10/14/16	Warm and Sunny	330	108	222
Saturday	10/15/16	Warm and Cloudy	313	40	273
Sunday	10/16/16	Warm and Sunny	350	76	274
Monday	10/17/16	Warm and Sunny	471	97	374
Tuesday	10/18/16	Hot and Fair	483	87	396
Wednesday	10/19/16	Hot and Fair	408	73	335
Thursday	10/20/16	Hot and Fair	405	85	320
Friday	10/21/16	Warm and Sunny	415	91	324
Saturday	10/22/16	Warm and Fair	294	63	231
Sunday	10/23/16	Warm and Fair	326	83	243
Monday	10/24/16	Warm and Sunny	474	87	387
Tuesday	10/25/16	Warm and Sunny	412	106	306
Wednesday	10/26/16	Warm and Sunny	427	143	281
<b>Total</b>			<b>8882</b>	<b>1799</b>	<b>7080</b>
<b>Average</b>	Average		386	78.2	307.8

