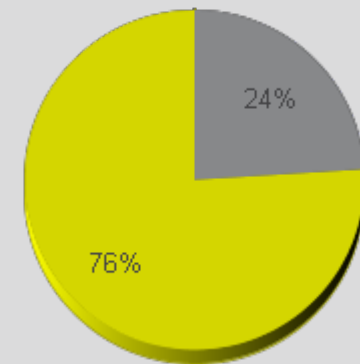


## Key Figures

- Total Traffic for the Period Analyzed: 2,025
- Daily Average: 156  
 Weekdays: 184 / Weekend days: 93
- Busiest Day of the Week: Thursday
- Busiest Days of the Period Analyzed:
  1. Thursday, October 27, 2016 (245)
  2. Monday, October 24, 2016 (202)
  3. Monday, October 31, 2016 (192)
- Distribution by Direction:

■ North (IN): 76%

■ South (OUT): 24%





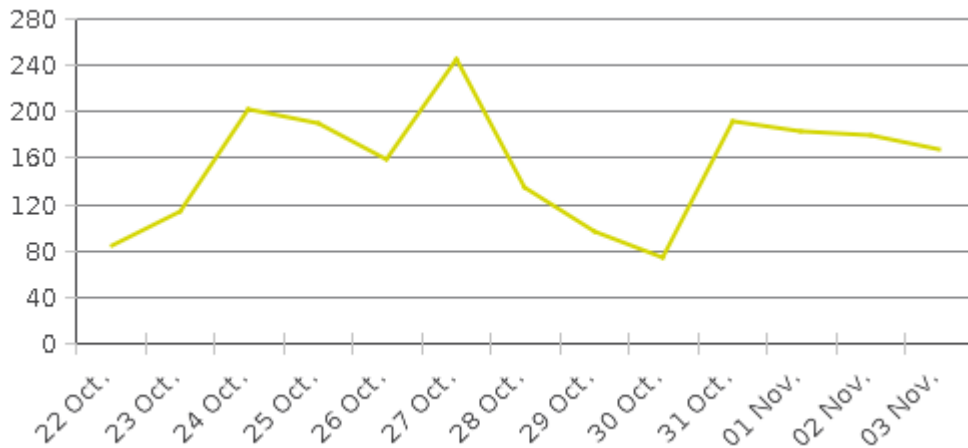
# Dover Foundation YMCA Walking Trail

Period Analyzed: Saturday, October 22, 2016 to Thursday, November 03, 2016

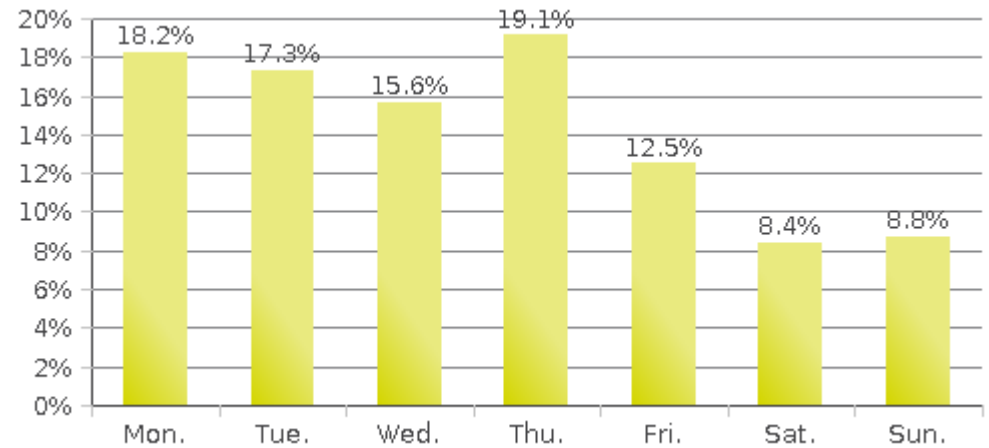
GASTON-CLEVELAND-LINCOLN



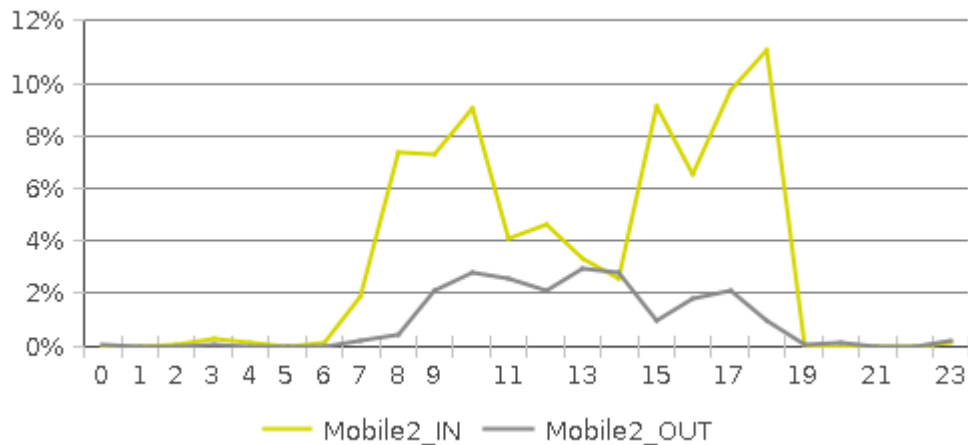
### Daily Data



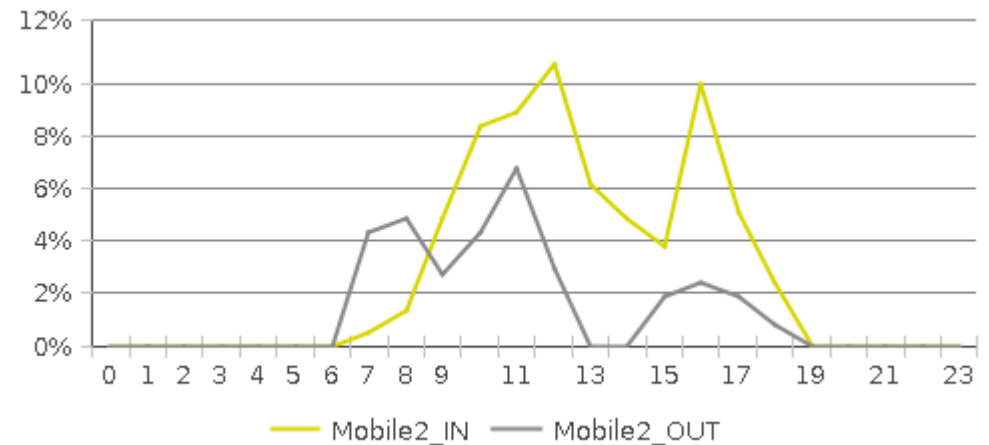
### Weekly Profile



### Hourly Profile during Weekdays



### Hourly Profile during the Weekend



**Mobile Counter 2 - 995  
Dover Foundation YMCA Walking Trail**

<b>Day of week</b>	<b>Date</b>	<b>Weather</b>	<b>Count</b>	<b>Direction North (In)</b>	<b>Direction South (Out)</b>
Saturday	10/22/16	Cool and Clear	85	48	37
Sunday	10/23/16	Warm and Clear	114	75	39
Monday	10/24/16	Warm and Clear	202	149	53
Tuesday	10/25/16	Cool and Clear	190	145	45
Wednesday	10/26/16	Cool and Clear	159	97	62
Thursday	10/27/16	Warm and Fair	245	193	52
Friday	10/28/16	Warm and Clear	135	111	24
Saturday	10/29/16	Cool and Fair	97	74	23
Sunday	10/30/16	Warm and Clear	75	52	23
Monday	10/31/16	Warm and Clear	192	161	31
Tuesday	11/1/16	Cool and Cloudy	184	153	31
Wednesday	11/2/16	Warm and Cloudy	179	132	47
Thursday	11/3/16	Warm and Clear	168	144	24
<b>Total</b>			<b>2025</b>	<b>1534</b>	<b>491</b>
<b>Average</b>	Average		156	118.0	37.8

