



Dover Foundation YMCA Connector Trail

Period Analyzed: Saturday, November 05, 2016 to Monday, November 14, 2016

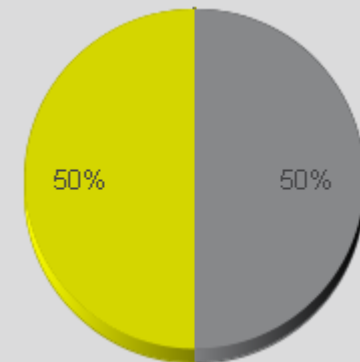


Key Figures

- Total Traffic for the Period Analyzed: 230
- Daily Average: 23
 - Weekdays: 17 / Weekend days: 33
- Busiest Day of the Week: Friday
- Busiest Days of the Period Analyzed:
 1. Saturday, November 12, 2016 (45)
 2. Sunday, November 06, 2016 (43)
 3. Friday, November 11, 2016 (36)
- Distribution by Direction:

■ North (IN): 50%

■ South (OUT): 50%



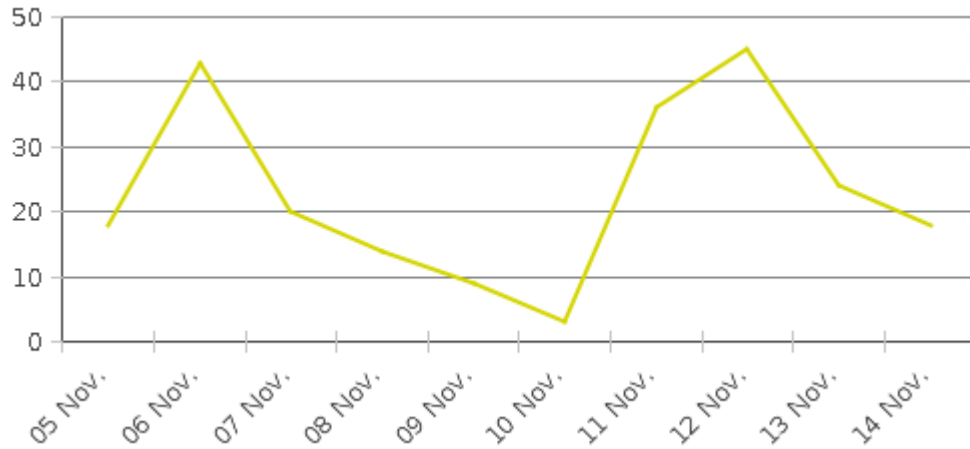


Dover Foundation YMCA Connector Trail

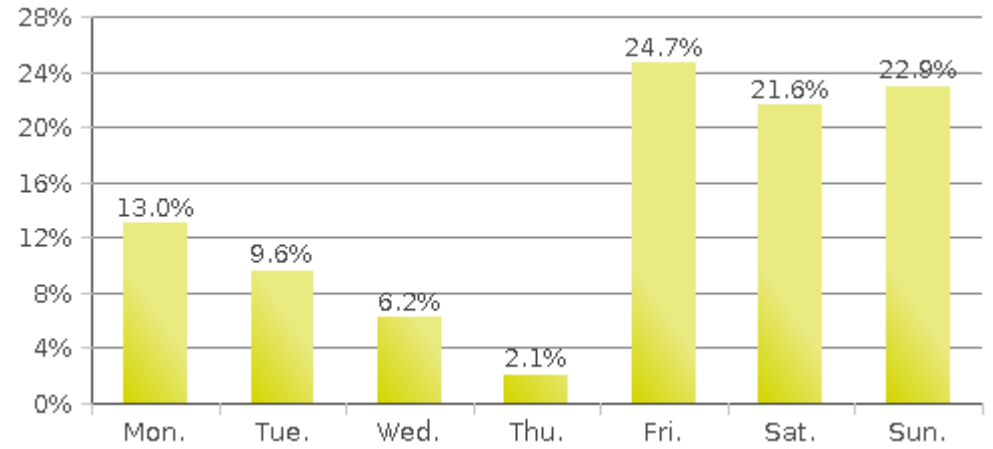
Period Analyzed: Saturday, November 05, 2016 to Monday, November 14, 2016



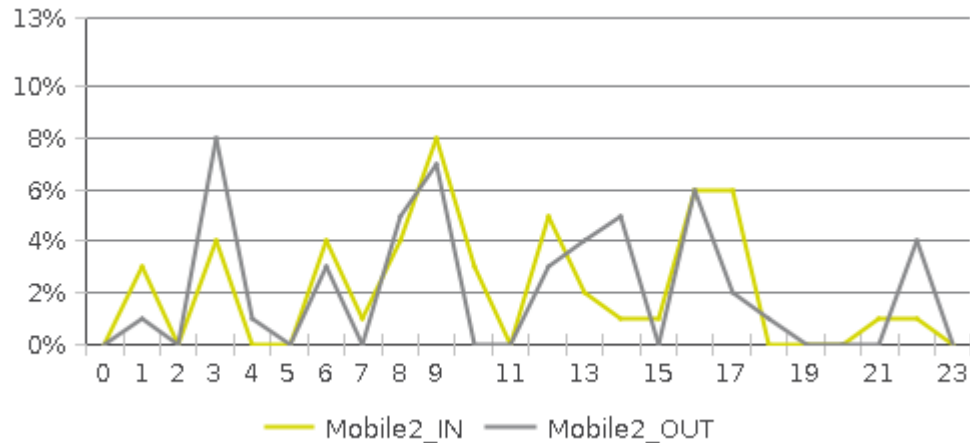
Daily Data



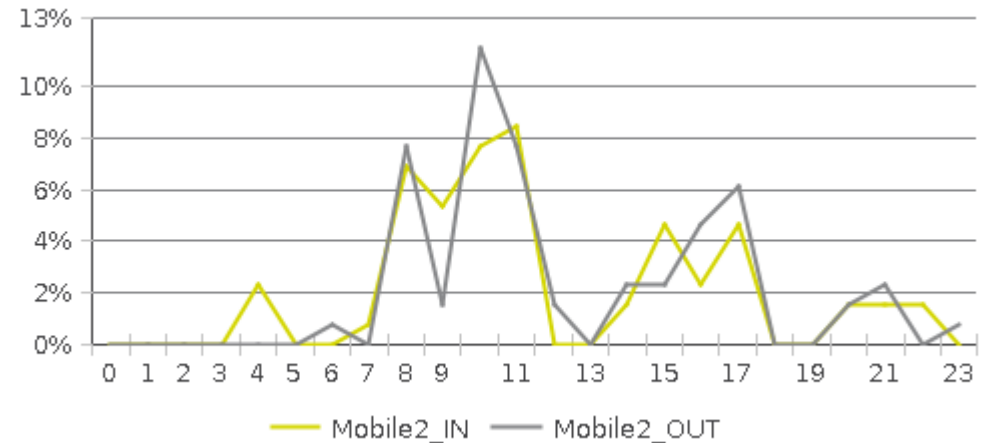
Weekly Profile



Hourly Profile during Weekdays



Hourly Profile during the Weekend



Mobile Counter 2 - 995
Dover Foundation YMCA Connector Trail

Day of week	Date	Weather	Count	Direction North (In)	Direction South (Out)
Saturday	11/5/16	Warm and Sunny	18	10	8
Sunday	11/6/16	Warm and Sunny	43	24	19
Monday	11/7/16	Cool and Sunny	20	12	8
Tuesday	11/8/16	Cool and Partly Cloudy	14	7	7
Wednesday	11/9/16	Cool and Sunny	9	4	5
Thursday	11/10/16	Cool and Sunny	3	2	1
Friday	11/11/16	Warm and Fair	36	15	21
Saturday	11/12/16	Cool and Sunny	45	20	25
Sunday	11/13/16	Cool and Mostly Cloudy	24	10	14
Monday	11/14/16	Cool and Sunny	18	10	8
Total			230	114	116
Average	Average		23	11.4	11.6

