

**Mobile Counter 1 - 996
SCHS Driveway at Lakewood**

**Mobile Counter 2 - 995
Along Lakewood Drive**

Day of week	Date	Weather	Count	Direction	Count	Direction
Saturday	10/10/15	Warm Rainy	1	1 east	0	0
Sunday	10/11/15	Warm and Partly Cloudy	17	10 east, 7 west	6	6 north
Monday	10/12/15	Warm and Clear	19	4 east, 15 west	5	5 south
Tuesday	10/13/15	Warm Some Rain	54	19 east, 35 west	50	24 north, 26 south
Wednesday	10/14/15	Warm Clear	18	10 east, 8 west	6	3 north, 3 south
Thursday	10/15/15	Warm Clear	23	4 east, 19 west	16	10 north, 6 south
Friday	10/16/15	Warm Mostly Sunny	12	4 east, 8 west	6	5 north, 1 south
Saturday	10/17/15	Warm Clear	3	3 east	2	1 north, 1 south
Sunday	10/18/15	Cool Clear	8	3 east, 5 west	6	6 south
Monday	10/19/15	Cool Clear	14	4 east, 10 west	4	1 north, 3 south
Tuesday	10/20/15	Warm Clear	7	2 east, 5 west	1	1 south
Wednesday	10/21/15	Warm Clear	12	7 east, 5 west	1	1 north
Thursday	10/22/15	Warm Clear	13	7 east, 6 west	5	1 north, 4 south
Friday	10/23/15	Warm Clear	8	3 east, 5 west	0	0
Saturday	10/24/15	Warm Mostly Clear	5	2 east, 3 west	2	1 north, 1 south
Sunday	10/25/15	Warm Mostly Clear	12	5 east, 7 west	3	3 south
Monday	10/26/15	Warm Rainy	25	5 east, 20 west	4	4 south
Tuesday	10/27/15	Cool Some Rain	3	3 west	0	0
Wednesday	10/28/15	Warm Rainy	13	3 east, 10 west	1	1 south
TOTAL			267	96 east, 171 west	118	53 north, 65 south
Average			14		6	

Peak Time 2 P.M. to 4 P.M.



8 A.M.-10 A.M.



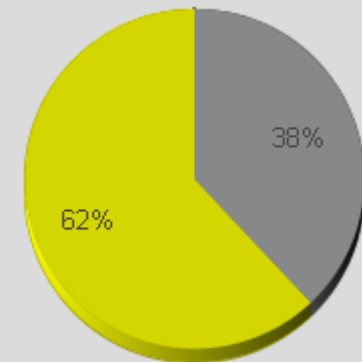


Key Figures

- Total Traffic for the Period Analyzed: 267
- Daily Average : 14
- Busiest Day of the Week : Tuesday
- Busiest Days of the Period Analyzed:
 1. Tuesday October 13, 2015 (54)
 2. Monday October 26, 2015 (25)
 3. Thursday October 15, 2015 (23)
- Distribution by Direction:

■ West : 62%

■ East : 38%



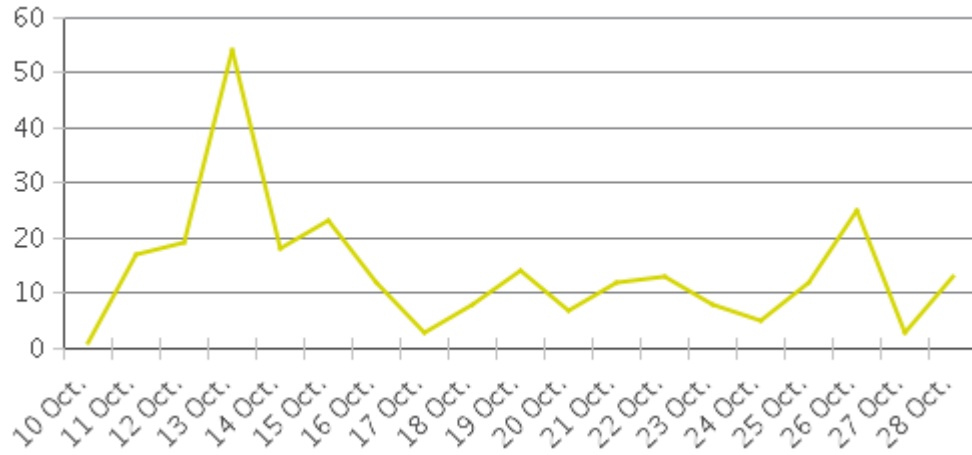


South Entrance to SCHS at Lakewood

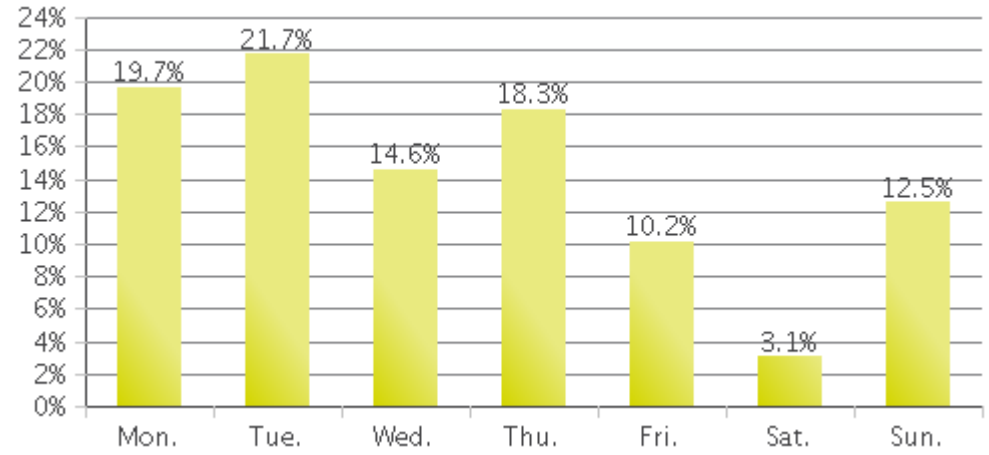
Period Analyzed: Saturday October 10, 2015 to Wednesday October 28, 2015



Daily Data



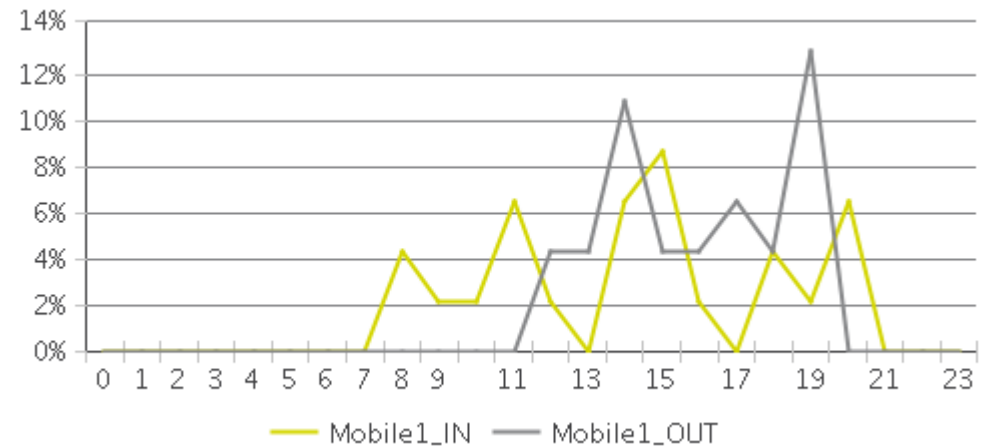
Weekly Profile



Hourly Profile during Weekdays



Hourly Profile during the Weekend



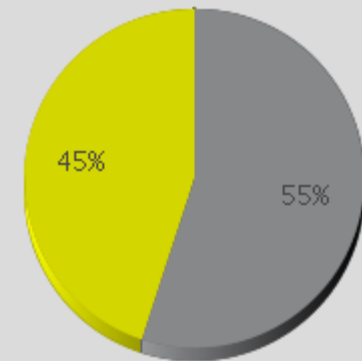


11/03/2015

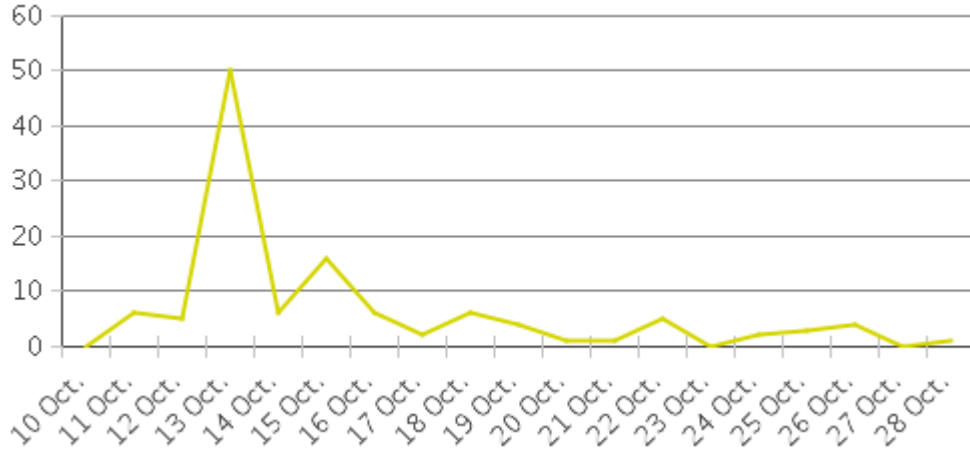
Key Figures

- Total Traffic for the Period Analyzed: 118
- Daily Average : 6
- Busiest Day of the Week : Tuesday
- Busiest Days of the Period Analyzed:
 1. Tuesday October 13, 2015 (50)
 2. Thursday October 15, 2015 (16)
 3. Friday October 16, 2015 (6)
- Distribution by Direction:

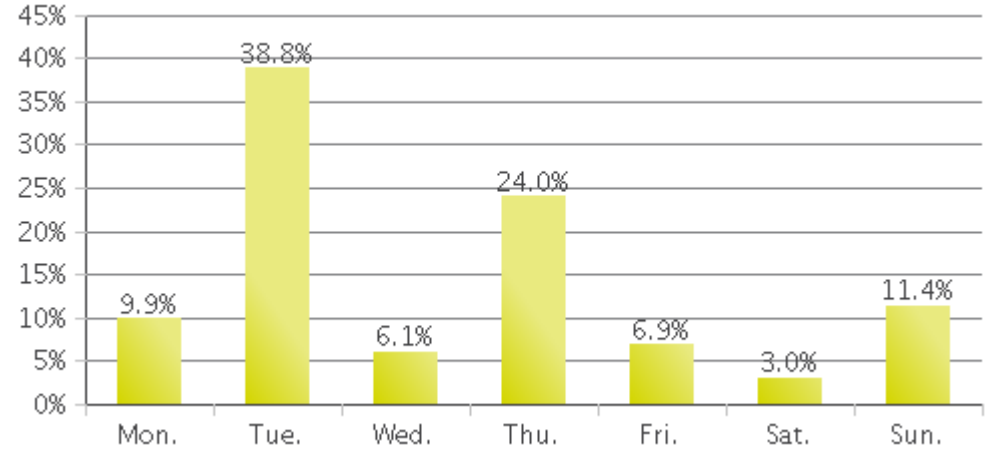
- Northbound: 45%
- Southbound: 55%



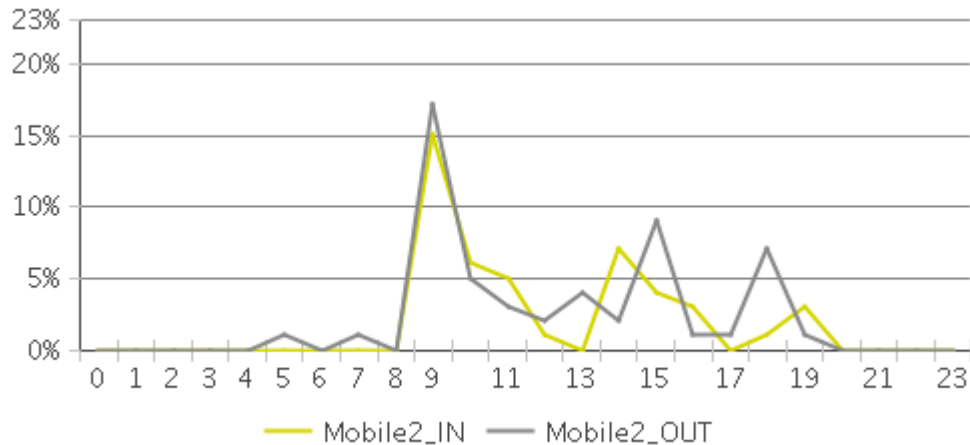
Daily Data



Weekly Profile



Hourly Profile during Weekdays



Hourly Profile during the Weekend

