

**Mobile Counter 2-995
New Hope at I-85 Bridge West Side**

**Mobile Counter 1- 996
Franklin Blvd at DuHart Creek**

Day of week	Date	Weather	Count	Direction
Friday	5/15/2015	Warm Sunny	32	20 south, 12 north
Saturday	5/16/2015	Warm Sunny	14	10 south, 4 north
Sunday	5/17/2015	Warm Sunny	22	11 south, 11 north
Monday	5/18/2015	Warm Sunny	23	14 south, 9 north
Tuesday	5/19/2015	Warm Sunny	25	16 south, 9 north
Wednesday	5/20/2015	Warm Sunny	20	11 south, 9 north
Thursday	5/21/2015	Warm Sunny	12	5 south, 7 north
Friday	5/22/2015	Warm Sunny	23	13 south, 10 north
Saturday	5/23/2015	Warm Sunny	19	11 south, 8 north
Sunday	5/24/2015	Warm Sunny	19	10 south, 9 north
AVERAGE			21	
TOTAL			209	121 south, 88 north
PEAK Two Hours of Use				7-9 AM and 2-4 PM, spike at 8 PM

Count	Direction
42	25 east, 17 west
38	22 east, 16 west
51	28 east, 23 west
33	18 east, 15 west
35	29 east, 6 west
36	24 east, 12 west
36	21 east, 15 west
42	29 east, 13 west
46	27 east, 19 west
37	17 east, 20 west
40	
396	240 east, 156 west
	9-11 AM and 1-3 PM

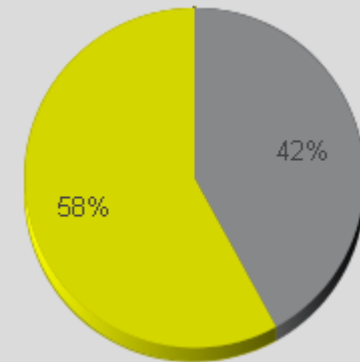




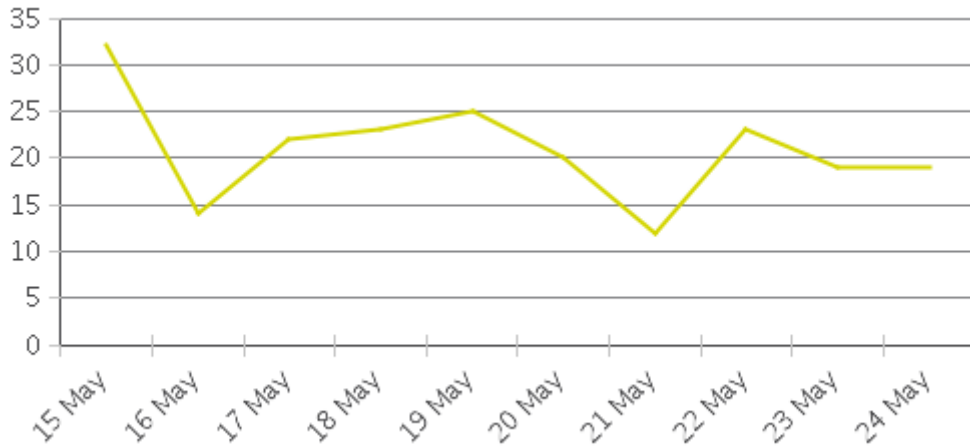
Key Figures

- Total Traffic for the Period Analyzed: 209
- Daily Average : 21
- Busiest Day of the Week : Friday
- Busiest Days of the Period Analyzed:
 1. Friday May 15, 2015 (32)
 2. Tuesday May 19, 2015 (25)
 3. Friday May 22, 2015 (23)
- Distribution by Direction:

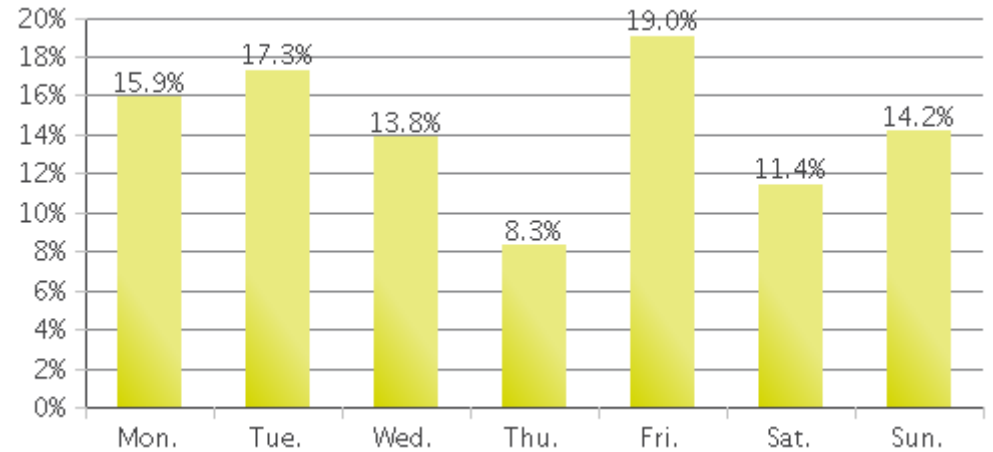
- Southbound: 58%
- Northbound: 42%



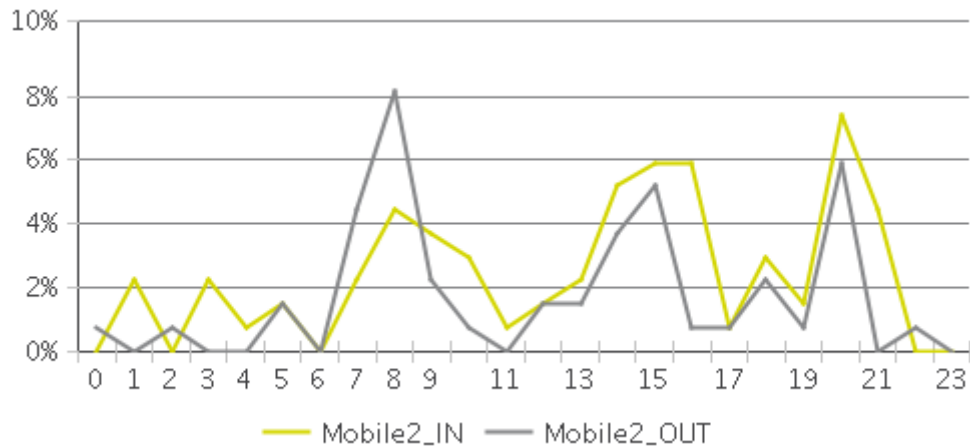
Daily Data



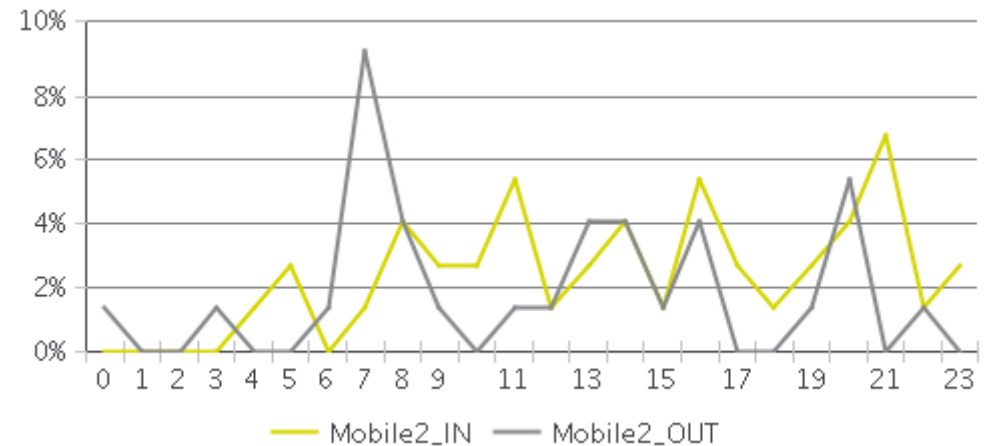
Weekly Profile



Hourly Profile during Weekdays



Hourly Profile during the Weekend

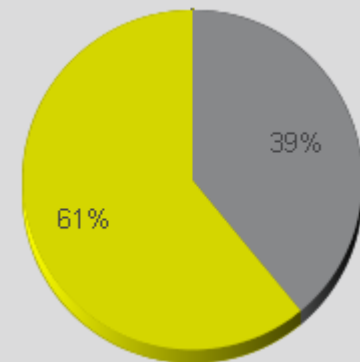




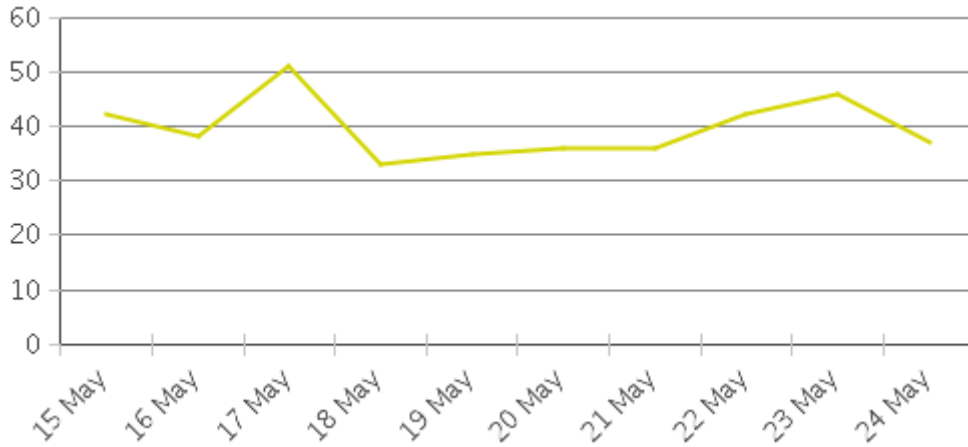
Key Figures

- Total Traffic for the Period Analyzed: 396
- Daily Average : 40
- Busiest Day of the Week : Sunday
- Busiest Days of the Period Analyzed:
 1. Sunday May 17, 2015 (51)
 2. Saturday May 23, 2015 (46)
 3. Friday May 22, 2015 (42)
- Distribution by Direction:

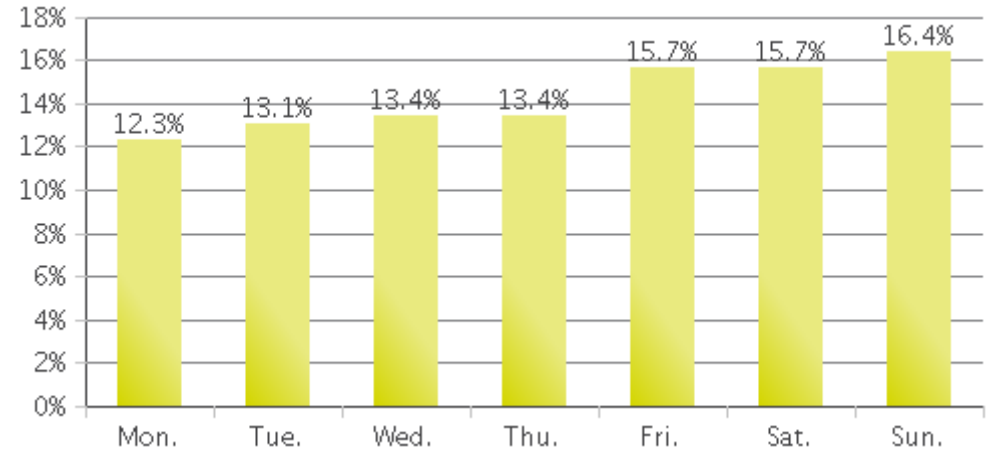
- Eastbound : 61%
- Westbound : 39%



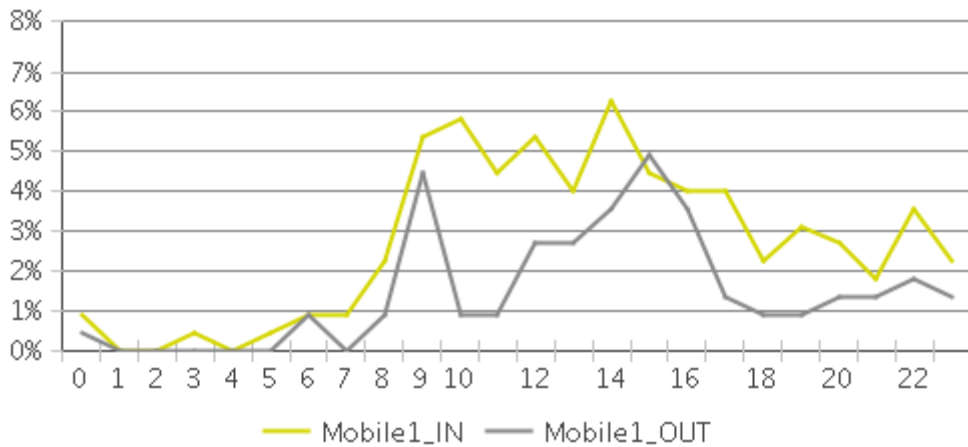
Daily Data



Weekly Profile



Hourly Profile during Weekdays



Hourly Profile during the Weekend

