

**Mobile Counter 1
YMCA North Trail nearest Building**

**Mobile Counter 2
YMCA South Trail**

Day of week	Date	Weather	Count	Direction	Count	Direction
Friday	8/14/15	Hot Some Rain	30	11 south, 19 north	4	1 south, 3 north
Saturday	8/15/15	Hot Rainy	1	0 south, 1 north	0	0
Sunday	8/16/15	Hot Sunny	0	0	0	0
Monday	8/17/15	Hot Some Rain	52	18 south, 34 north	7	2 south, 5 north
Tuesday	8/18/15	Hot Some Rain	65	36 south, 29 north	3	1 south, 2 north
Wednesday	8/19/15	Hot Some Rain	59	35 south, 24 north	16	1 south, 15 north
Thursday	8/20/15	Hot Some Rain	23	8 south, 15 north	0	0
Friday	8/21/15	Hot Partly Cloudy	26	12 south, 14 north	4	2 south, 2 north
Saturday	8/22/15	Hot Some Rain	20	5 south, 15 north	7	1 south, 6 north
Sunday	8/23/15	Hot Some Rain	11	6 south, 5 north	3	0 south, 3 north
Monday	8/24/15	Hot Rainy	19	6 south, 13 north	5	2 south, 3 north
Tuesday	8/25/15	Hot Mostly Sunny	32	17 south, 15 north	18	3 south, 15 north
Wednesday	8/26/15	Hot Partly Cloudy	45	17 south, 28 north	15	3 south, 12 north
Thursday	8/27/15	Hot Mostly Sunny	38	15 south, 23 north	14	3 south, 11 north
Friday	8/28/15	Hot Sunny	37	19 south, 18 north	22	17 south, 5 north
Saturday	8/29/15	Hot Partly Cloudy	6	3 south, 3 north	6	0 south, 6 north
Sunday	8/30/15	Hot Some Rain	10	0 south, 10 north	10	4 south, 6 north
Monday	8/31/15	Hot Some Rain	22	11 south, 11 north	16	0 south, 16 north
Tuesday	9/1/15	Hot Mostly Sunny	10	6 south, 4 north	4	0 south, 4 north
Wednesday	9/2/15	Hot Mostly Sunny	474	217 south, 257 north	304	156 south, 148 north
TOTAL	Total		980	442 south, 538 north	458	196 south, 262 north
Average	Average		49		23	
	Average not Including 9/2 Spike		27		8	
Peak Times	Peak Hours		10:00 to Noon		10:00 to Noon	
	Peak Hours not including 9/2 Spike		6-8 P.M. and lesser extent 9-11 A.M.		6-8 P.M. and lesser extent 7-9 A.M.	

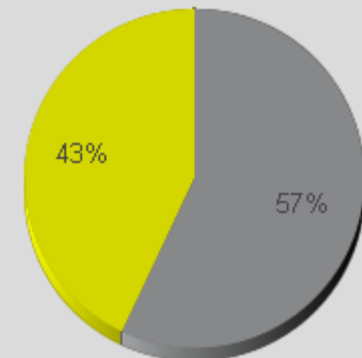




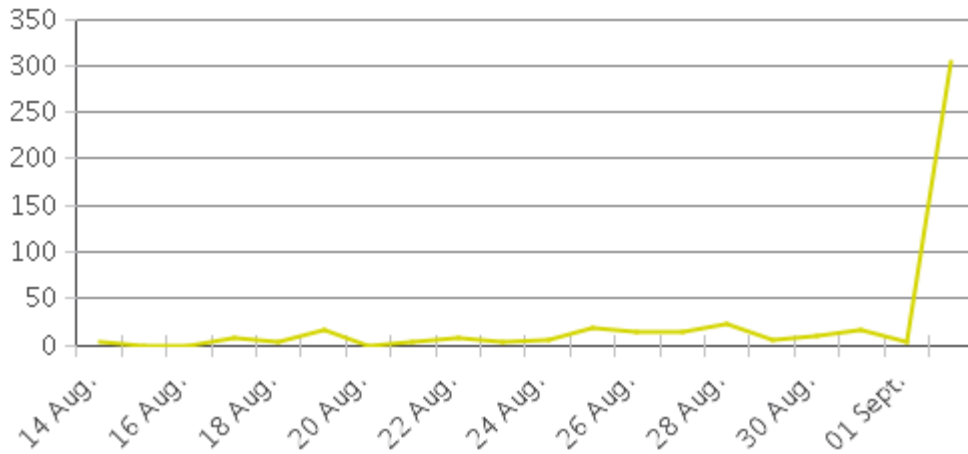
Key Figures

- Total Traffic for the Period Analyzed: 458
- Daily Average : 23
- Busiest Day of the Week : Wednesday
- Busiest Days of the Period Analyzed:
 1. Wednesday September 02, 2015 (304)
 2. Friday August 28, 2015 (22)
 3. Tuesday August 25, 2015 (18)
- Distribution by Direction:

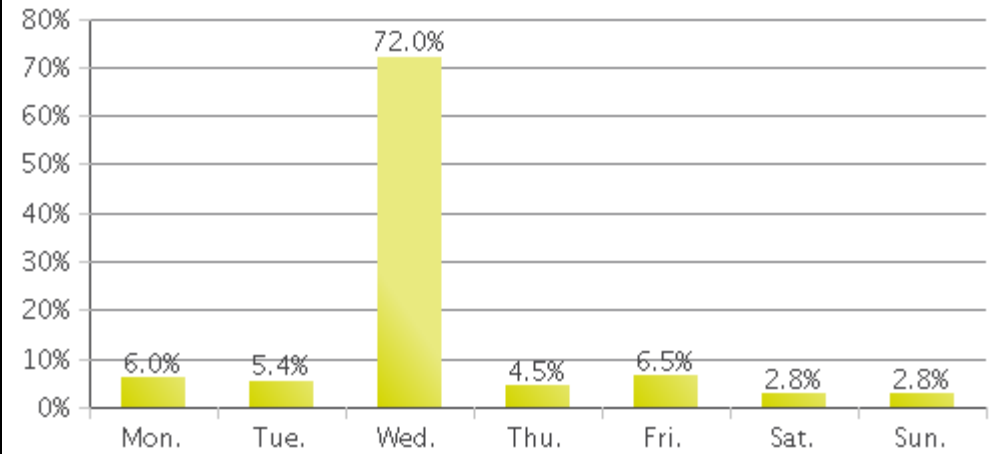
- South Direction : 43%
- North Direction : 57%



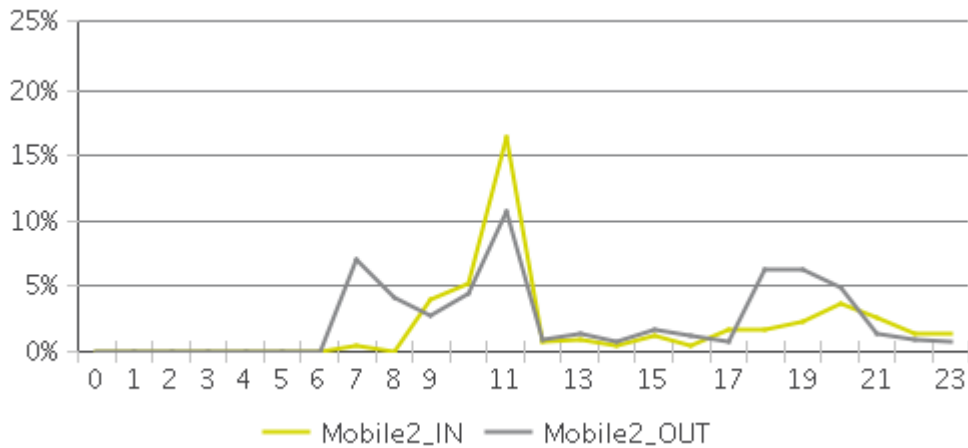
Daily Data



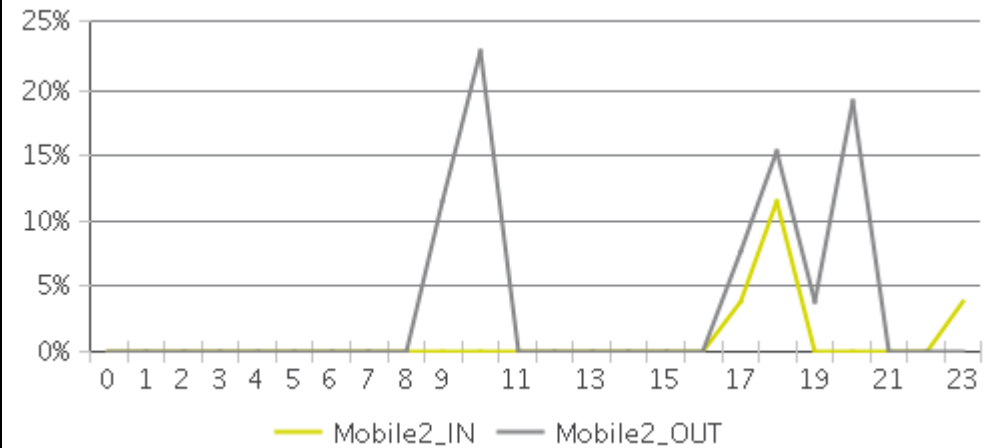
Weekly Profile



Hourly Profile during Weekdays



Hourly Profile during the Weekend

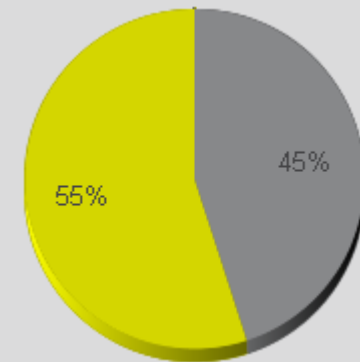




Key Figures

- Total Traffic for the Period Analyzed: 980
- Daily Average : 49
- Busiest Day of the Week : Wednesday
- Busiest Days of the Period Analyzed:
 1. Wednesday September 02, 2015 (474)
 2. Tuesday August 18, 2015 (65)
 3. Wednesday August 19, 2015 (59)
- Distribution by Direction:

- South Direction : 45%
- North Direction : 55%

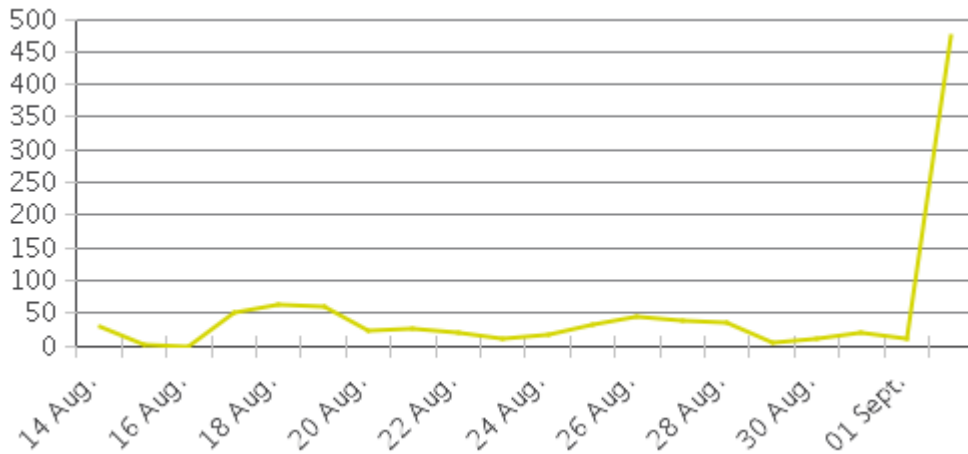




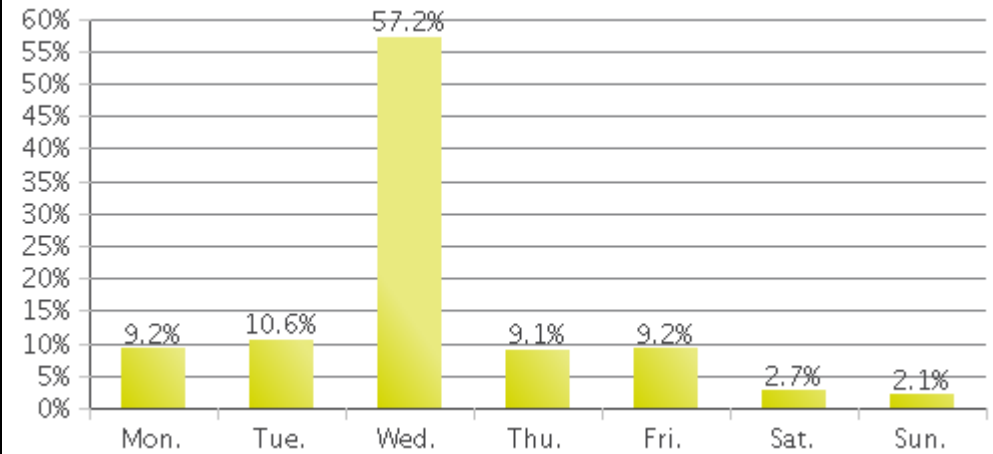
Boiling Springs YMCA North Trail

Period Analyzed: Friday August 14, 2015 to Wednesday September 02, 2015

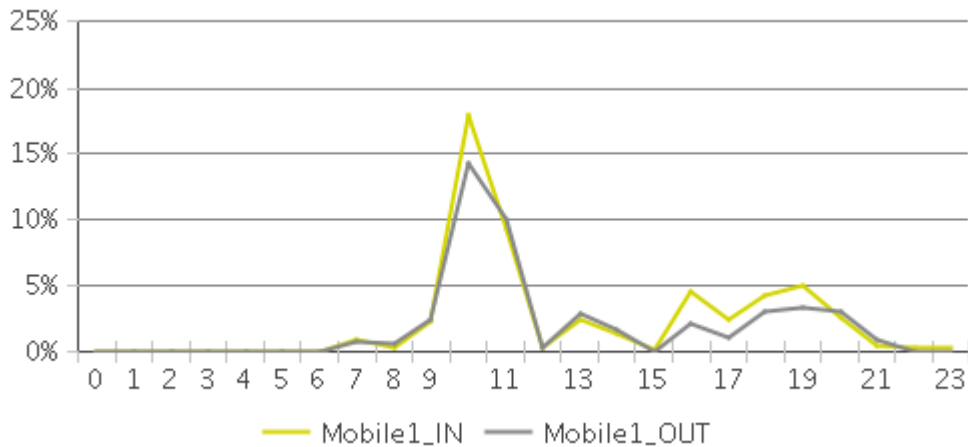
Daily Data



Weekly Profile



Hourly Profile during Weekdays



Hourly Profile during the Weekend

